


Guide to the Open Enrollment Period (OEP)

January 1 – March 31

If you have:
Original Medicare (OM) only




You may **NOT** switch to:
MA-PD or OM & PDP



You may switch to:
MA-only

If you have:
Original Medicare (OM) & PDP




You may **NOT** switch to:
MA-only or OM & new PDP



You may switch to:
MA-PD or
MA-only PFFS & same PDP

If you have:
MA-only




You may **NOT** switch to:
MA-PD or OM & PDP



You may switch to:
New MA-only or OM

If you have:
MA-PD




You may **NOT** switch to:
MA-only or OM



You may switch to:
New MA-PD or
OM & PDP or
MA-only PFFS & PDP

If you have:
MA-only PFFS & PDP



You may **NOT** switch to:
MA-only or OM & new PDP



You may switch to:
MA-PD or
OM & same PDP or
New MA-only PFFS & same PDP